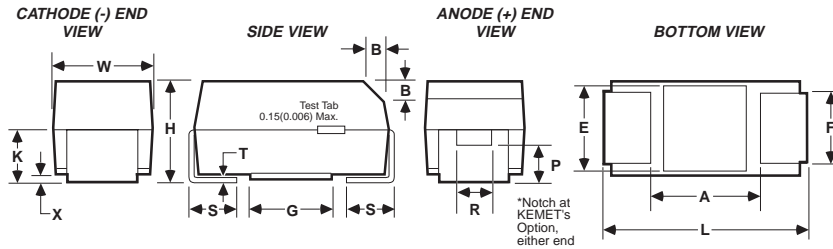


FEATURES

- Built-in fuse protects against damaging short circuit failure mode
- Precision-molded, laser-marked case
- Symmetrical, compliant terminations
- Taped and reeled per EIA 481-1
- Case geometry and footprints equivalent to Industrial Grade T491 Series. (Case sizes B, C, D and X only)
- 100% Surge Current test on C, D, X sizes
- Patented fuse assembly
- Fuse actuation, 25°C: within 1 second at fault currents of 4 amps and higher.
- Continuous current capability: 0.75 amps
- Post-actuation resistance, 25°C: 10 megohms minimum
- Test tabs on the sides of the case bypass the capacitor element to allow direct testing of the fuse assembly.

OUTLINE DRAWINGS

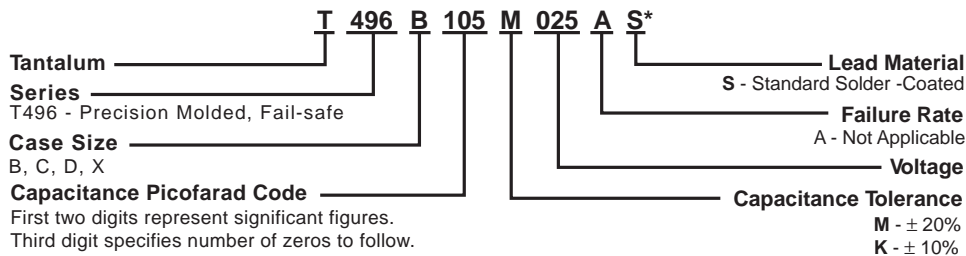


DIMENSIONS — Millimeters (Inches)

CASE SIZE		COMPONENT													
KEMET	EIA	L	W	H	K ± 0.20 ± (.008)	F ± 0.1 ± (.004)	S ± 0.3 ± (.012)	B ± 0.15 (Ref) ± (.006)	X (Ref)	P (Ref)	R (Ref)	T (Ref)	A (Min)	G (Ref)	E (Ref)
B	3528-21	3.5 ± 0.2 (.138 ± .008)	2.8 ± 0.2 (.110 ± .008)	1.9 ± 0.2 (.075 ± .008)	1.1 (.043)	2.2 (.087)	0.8 (.031)	0.4 (.016)	0.10 ± 0.10 (.004 ± .004)	0.5 (.020)	1.0 (.039)	0.13 (.005)	1.1 (.043)	1.8 (.071)	2.2 (.087)
C	6032-28	6.0 ± 0.3 (.236 ± .012)	3.2 ± 0.3 (.126 ± .012)	2.5 ± 0.3 (.098 ± .012)	1.4 (.055)	2.2 (.087)	1.3 (.051)	0.5 (.020)	0.10 ± 0.10 (.004 ± .004)	0.9 (.035)	1.0 (.039)	0.13 (.005)	2.5 (.098)	2.8 (.110)	2.4 (.094)
D	7343-31	7.3 ± 0.3 (.287 ± .012)	4.3 ± 0.3 (.169 ± .012)	2.8 ± 0.3 (.110 ± .012)	1.5 (.059)	2.4 (.094)	1.3 (.051)	0.5 (.020)	0.10 ± 0.10 (.004 ± .004)	0.9 (.035)	1.0 (.039)	0.13 (.005)	3.8 (.150)	3.5 (.138)	3.5 (.138)
X	7343-43	7.3 ± 0.3 (.287 ± .012)	4.3 ± 0.3 (.169 ± .012)	4.0 ± 0.3 (.157 ± .012)	2.3 (.091)	2.4 (.094)	1.3 (.051)	0.5 (.020)	0.10 ± 0.10 (.004 ± .004)	1.7 (.067)	1.0 (.039)	0.13 (.005)	3.8 (.150)	3.5* (.138)	3.5* (.138)

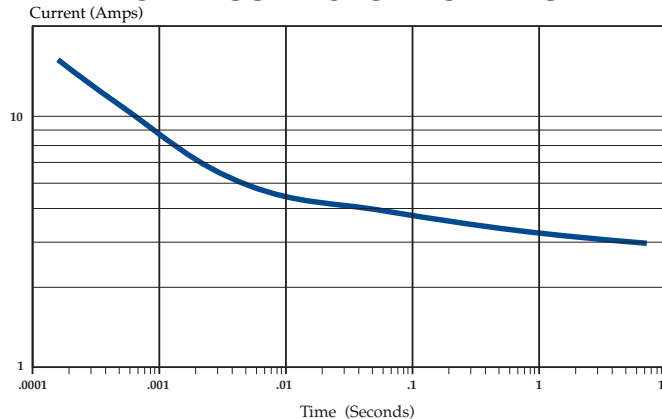
Notes: 1. Metric dimensions govern.
 2. (Ref) - Dimensions provided for reference only.
 * Round glue pad: 2.9 ± 0.1mm (.114" ± .004") in diameter at KEMET's option.

T496 Series – ORDERING INFORMATION



* Part Number Example: T496B105M025AS (14 digits - no spaces)

TYPICAL FUSE ACTUATION PROFILE

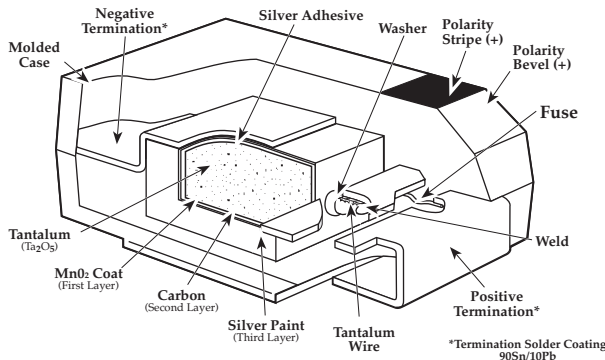


T496 RATINGS & PART NUMBER REFERENCE

Capacitance µF	Case Size	KEMET Part Number	DCL µA @ +25°C Max.	DF % @ +25°C 120 Hz. Max.	ESR Ω @ +25°C 100 kHz Max.
4 Volt Rating at +85°C (2.7 Volt Rating at +125°C)					
68.0	*C	T496C686(1)004AS	2.7	6.0	1.6
100.0	*C	T496C107(1)004AS	4.0	8.0	1.2
150.0	D	T496D157(1)004AS	6.0	8.0	0.8
220.0	*D	T496D227(1)004AS	8.8	8.0	0.7
#330.0	*D	T496D337(1)004AS	13.2	8.0	0.7
330.0	*X	T496X337(1)004AS	13.2	8.0	0.7
#470.0	*X	T496X477(1)004AS	18.8	8.0	0.5
**6 Volt Rating at +85°C (4 Volt Rating at +125°C)					
4.7	B	T496B475(1)006AS	0.5	6.0	3.5
6.8	B	T496B685(1)006AS	0.5	6.0	3.5
10.0	B	T496B106(1)006AS	0.6	6.0	3.5
22.0	B	T496B226(1)006AS	1.3	6.0	3.5
15.0	C	T496C156(1)006AS	0.9	6.0	2.0
22.0	C	T496C226(1)006AS	1.4	6.0	2.0
33.0	C	T496C336(1)006AS	2.0	6.0	2.0
47.0	D	T496D476(1)006AS	2.9	6.0	1.0
47.0	*C	T496C476(1)006AS	2.9	6.0	1.6
68.0	D	T496D686(1)006AS	4.1	6.0	1.0
#68.0	*C	T496C686(1)006AS	4.1	6.0	1.2
100.0	X	T496X107(1)006AS	6.0	8.0	0.9
100.0	D	T496D107(1)006AS	6.0	8.0	0.8
150.0	*D	T496D157(1)006AS	9.0	8.0	0.7
#220.0	*D	T496D227(1)006AS	13.2	8.0	0.7
220.0	*X	T496X227(1)006AS	13.2	8.0	0.7
#330.0	*X	T496X337(1)006AS	19.8	8.0	0.5
10 Volt Rating at +85°C (7 Volt Rating at +125°C)					
3.3	B	T496B335(1)010AS	0.5	6.0	3.5
4.7	B	T496B475(1)010AS	0.5	6.0	3.5
6.8	B	T496B685(1)010AS	0.7	6.0	3.5
15.0	B	T496B156(1)010AS	1.5	6.0	3.5
10.0	C	T496C106(1)010AS	1.0	6.0	2.0
15.0	C	T496C156(1)010AS	1.5	6.0	2.0
22.0	C	T496C226(1)010AS	2.2	6.0	2.0
33.0	D	T496D336(1)010AS	3.3	6.0	1.0
33.0	*C	T496C336(1)010AS	3.3	6.0	1.6
47.0	D	T496D476(1)010AS	4.7	6.0	1.0
#47.0	*C	T496C476(1)010AS	4.7	6.0	1.2
68.0	X	T496X686(1)010AS	6.8	6.0	0.9
68.0	D	T496D686(1)010AS	6.8	6.0	0.8
100.0	D	T496D107(1)010AS	10.0	8.0	0.7
150.0	*X	T496X157(1)010AS	15.0	8.0	0.7
#150.0	*D	T496D157(1)010AS	15.0	8.0	0.7
#220.0	*X	T496X227(1)010AS	22.0	8.0	0.5
16 Volt Rating at +85°C (10 Volt Rating at +125°C)					
2.2	B	T496B225(1)016AS	0.5	6.0	3.5
3.3	B	T496B335(1)016AS	0.5	6.0	3.5
4.7	B	T496B475(1)016AS	0.8	6.0	3.5
10.0	B	T496B106(1)016AS	1.6	6.0	3.5
6.8	C	T496C685(1)016AS	1.1	6.0	2.0
10.0	C	T496C106(1)016AS	1.6	6.0	2.0
15.0	C	T496C156(1)016AS	2.4	6.0	2.0
22.0	D	T496D226(1)016AS	3.6	6.0	1.0
22.0	*C	T496C226(1)016AS	3.6	6.0	1.6
33.0	D	T496D336(1)016AS	5.3	6.0	1.0
47.0	X	T496X476(1)016AS	7.5	6.0	0.9
47.0	D	T496D476(1)016AS	7.5	6.0	0.8
100.0	*X	T496X107(1)016AS	16.0	8.0	0.7

** Note: 6V rating equivalent to 6.3 rating *Extended Ratings
Maximum capacitance change @ 125°C = +15% (all others =12%)

T496 SERIES CONSTRUCTION



Capacitance µF	Case Size	KEMET Part Number	DCL µA @ +25°C Max.	DF % @ +25°C 120 Hz. Max.	ESR Ω @ +25°C 100 kHz Max.
20 Volt Rating at +85°C (13 Volt Rating at +125°C)					
1.5	B	T496B155(1)020AS	0.5	6.0	5.0
2.2	B	T496B225(1)020AS	0.5	6.0	3.5
3.3	B	T496B335(1)020AS	0.7	6.0	3.5
4.7	C	T496C475(1)020AS	1.0	6.0	2.0
6.8	C	T496C685(1)020AS	1.4	6.0	2.0
10.0	C	T496C106(1)020AS	2.0	6.0	2.0
15.0	D	T496D156(1)020AS	3.0	6.0	1.0
22.0	D	T496D226(1)020AS	4.4	6.0	1.0
33.0	X	T496X336(1)020AS	6.6	6.0	0.9
25 Volt Rating at +85°C (17 Volt Rating at +125°C)					
0.68	B	T496B684(1)025AS	0.5	4.0	6.5
1.0	B	T496B105(1)025AS	0.5	4.0	5.0
1.5	B	T496B155(1)025AS	0.5	6.0	5.0
2.2	C	T496C225(1)025AS	0.6	6.0	3.5
3.3	C	T496C335(1)025AS	0.9	6.0	2.5
4.7	C	T496C475(1)025AS	1.2	6.0	2.5
6.8	C	T496C685(1)025AS	1.7	6.0	2.0
10.0	D	T496D106(1)025AS	2.5	6.0	1.2
15.0	D	T496D156(1)025AS	3.8	6.0	1.0
22.0	X	T496X226(1)025AS	5.5	6.0	0.9
22.0	D	T496D226(1)025AS	5.5	6.0	0.8
35 Volt Rating at +85°C (23 Volt Rating at +125°C)					
0.47	B	T496B474(1)035AS	0.5	4.0	8.0
0.68	B	T496B684(1)035AS	0.5	4.0	6.5
1.0	B	T496B105(1)035AS	0.5	4.0	5.0
1.5	C	T496C155(1)035AS	0.5	6.0	4.5
2.2	C	T496C225(1)035AS	0.8	6.0	3.5
3.3	C	T496C335(1)035AS	1.2	6.0	2.5
4.7	D	T496D475(1)035AS	1.7	6.0	1.5
6.8	D	T496D685(1)035AS	2.4	6.0	1.3
10.0	X	T496X106(1)035AS	3.5	6.0	1.0
15.0	*X	T496X156(1)035AS	5.3	6.0	0.9
50 Volt Rating at +85°C (33 Volt Rating at +125°C)					
0.15	B	T496B154(1)050AS	0.5	4.0	16.0
0.22	B	T496B224(1)050AS	0.5	4.0	14.0
0.33	B	T496B334(1)050AS	0.5	4.0	10.0
0.47	C	T496C474(1)050AS	0.5	4.0	8.0
0.68	C	T496C684(1)050AS	0.5	4.0	7.0
1.0	C	T496C105(1)050AS	0.5	4.0	5.5
1.5	C	T496C155(1)050AS	0.8	6.0	5.0
2.2	D	T496D225(1)050AS	1.1	6.0	2.5
3.3	D	T496D335(1)050AS	1.7	6.0	2.0
4.7	X	T496X475(1)050AS	2.4	6.0	1.5

(1) To complete KEMET Part Number, insert M for ±20% tolerance or K for ±10% tolerance.

Higher voltage ratings and tighter capacitance tolerance product may be substituted within the same size at KEMET's option. Voltage substitutions will be marked with the higher voltage rating.

CAPACITOR MARKINGS

T496 Series — All Case Sizes

