

Series AM1PS-NZ

1 Watt | DC-DC Converter



FEATURES:

- Unregulated
- 8 Pin DIP Package
- Low ripple and noise
- High efficiency up to 82%
- Operating temperature -40°C to + 105°C
- Input / Output isolation 1500 VDC
- Pin compatible with multiple manufacturers
- Continuous Short Circuit Protection ‡

Models

Single output



Model	Input Voltage (V)	Output Voltage (V)	Output Current max (mA)	Isolation (VDC)	Max. Capacitive Load (µF)	Efficiency (%)
AM1PS-0303S-NZ	2.97-3.63	3.3	303	1500	220	75
AM1PS-0305S-NZ	2.97-3.63	5	200	1500	220	80
AM1PS-0503S-NZ	4.5-5.5	3.3	303	1500	220	76
AM1PS-0505S-NZ	4.5-5.5	5	200	1500	220	80
AM1PS-0509S-NZ	4.5-5.5	9	111	1500	220	80
AM1PS-0512S-NZ	4.5-5.5	12	84	1500	220	81
AM1PS-0515S-NZ	4.5-5.5	15	67	1500	220	81
AM1PS-0524S-NZ ‡	4.5-5.5	24	42	1500	220	81
AM1PS-1203S-NZ	10.8-13.2	3.3	303	1500	220	76
AM1PS-1205S-NZ	10.8-13.2	5	200	1500	220	80
AM1PS-1209S-NZ	10.8-13.2	9	110	1500	220	80
AM1PS-1212S-NZ	10.8-13.2	12	83	1500	220	81
AM1PS-1215S-NZ	10.8-13.2	15	67	1500	220	80
AM1PS-2403S-NZ	21.6-26.4	3.3	303	1500	220	76
AM1PS-2405S-NZ	21.6-26.4	5	200	1500	220	80
AM1PS-2409S-NZ	21.6-26.4	9	110	1500	220	80
AM1PS-2412S-NZ	21.6-26.4	12	83	1500	220	81
AM1PS-2415S-NZ	21.6-26.4	15	67	1500	220	82
AM1PS-2424S-NZ	21.6-26.4	24	42	1500	220	82

‡ With Momentary short circuit protection of 1 second

Input Specifications

Parameters	Nominal	Typical	Maximum	Units
Voltage range	3.3	2.97-3.63		VDC
	5	4.5-5.5		
	12	10.8-13.2		
	15	13.5-16.5		
	24	21.6-26.4		
Absolute Max Rating (1 sec. max.)	3.3		5	VDC
	5		9	
	12		18	
	15		21	
	24		30	
Filter	Capacitor			

Isolation Specifications

Parameters	Conditions	Typical	Rated	Units
Tested I/O voltage	60 sec		1500	VDC
Resistance		> 1000		MOhm
Capacitance		20		pF

Output Specifications

Parameters	Conditions	Typical	Maximum	Units
Voltage accuracy	See tolerance graph	±5		%
Short Circuit protection		Continuous, unless marked with †		
Line voltage regulation	For 1.0% Vin, 3.3V Model For 1.0% Vin, Other Model	±1.5 ±1.2		% of Vin
Load voltage regulation	Load 10 – 100%	12		%
Temperature coefficient		±0.03		%/°C
Ripple & Noise	At 20 MHz Bandwidth	60		m Vp-p

General Specifications

Parameters	Conditions	Typical	Maximum	Units
Switching frequency	100% load	100 - 300		KHz
Operating temperature	Derating above 85°C	-40 to +105		°C
Storage temperature		-55 to +125		°C
Maximum case temperature			125	°C
Cooling		Free air convection		
Humidity	Non condensing		95	%
Case material		Plastic UL94-VO		
Lead Soldering Temperature	1.5mm from Lead, 10 sec max.		300	°C
Weight		1.8		g
Dimensions (L x W x H)		0.50 x 0.39 x 0.32 inches 12.70 x 10.00 x 8.20 mm		
MTBF		>3500K hrs(MIL-HDBK -217F, Ground Benign, t=+25°C)		

NOTE: All specifications in this datasheet are measured at an ambient temperature of 25°C, humidity<75%, nominal input voltage and at rated output load unless otherwise specified.

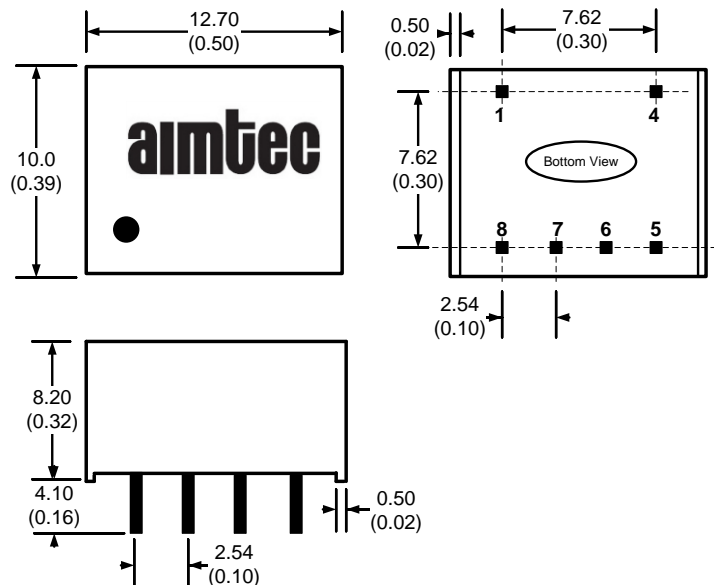
Safety Specifications

Parameters	
Agency approvals	cULus (without 3.3 input and output models)
Standards	UL 60950-1

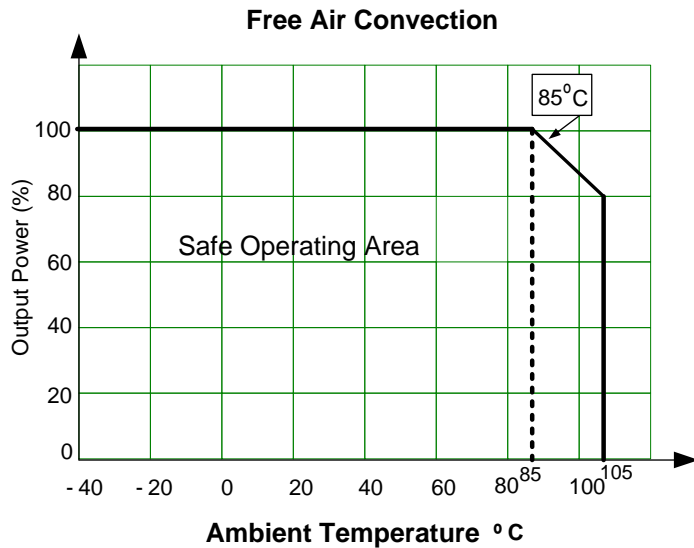
Pin Out Specifications

Pin	Single
1	- V Input
4	+V Input
5	+V Output
6	No pin
7	-V Output
8	No pin

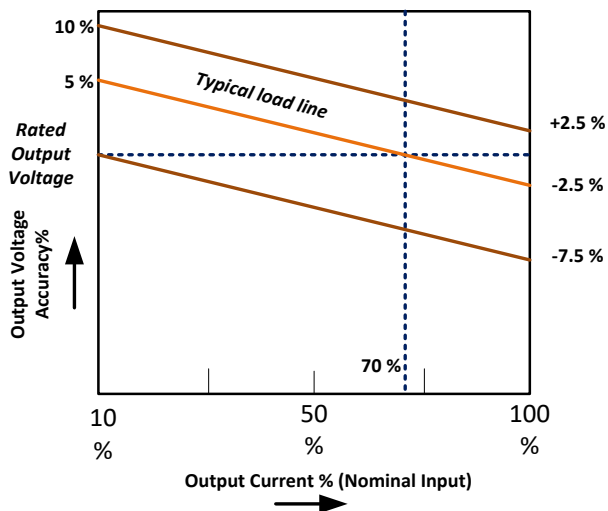
Dimensions



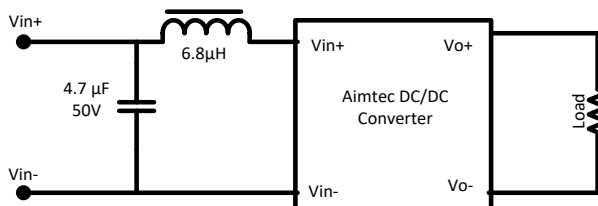
Derating



Typical Characteristics



Recommended Circuit for EMI Class B



NOTE: 1. Datasheets are updated as needed and as such, specifications are subject to change without notice. Once printed or downloaded, datasheets are no longer controlled by Aimtec; refer to www.aimtec.com for the most current product specifications. 2. Product labels shown, including safety agency certifications on labels, may vary based on the date manufactured. 3. Mechanical drawings and specifications are for reference only. 4. All specifications are measured at an ambient temperature of 25°C, humidity < 75%, nominal input voltage and at rated output load unless otherwise specified. 5. Aimtec may not have conducted destructive testing or chemical analysis on all internal components and chemicals at the time of publishing this document. CAS numbers and other limited information are considered proprietary and may not be available for release. 6. This product is not designed for use in critical life support systems, equipment used in hazardous environments, nuclear control systems or other such applications which necessitate specific safety and regulatory standards other than the ones listed in this datasheet. 7. Warranty is in accordance with Aimtec's standard Terms of Sale available at www.aimtec.com.